



INSULATED CONNECTORS

INSULATED MULTI-CABLE

Clear/Black or Any color Insulation
 6061-T6 Aluminum
 Insulated With Rugged High-Dielectric Plastisol Dipped Coating
 Pre-filled With Oxide Inhibitor
 Easy Re-Entry For Changes, Inspection Or Troubleshooting
 Plugs Marked With Connector Max &Min Wire Size For Easy ID
 CU9AL Dual Rated For Use With Copper And/or Aluminum Wire
 One Wire Per Terminal
 Temperature Range Of -49 ° F To 194 ° F (-45°C To 90°C) 600 Volt
 Rated For Use With 90°C Cables
 ANSI C119.4& UL 486B Listed

Dual-Rated
 90°C
 CU9AL
 600V



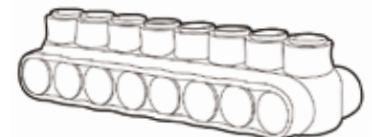
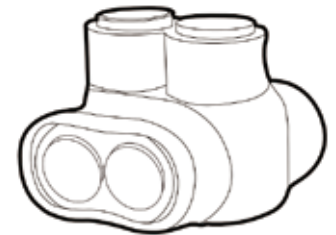
INSULATED IN-LINE SPLICES

CATALOG	WIRE RANGE	ALLEN HEX	LENGTH	WIDTH	HEIGHT	Box QTY	CTN QTY
LICD2-1	2-14	Slotted or 5/32	2.44	0.83	1.4	16	256
LICD1/0-1	1/0-14	3/16	2.99	0.94	1.59	15	120
LICD2/0-1	2/0-6	7/32	3.23	0.98	1.63	15	120
LICD3/0-1	3/0-6	7/32	3.43	1.05	1.77	12	96
LICD250-1	250-6	5/16	4.13	1.3	2.14	7	56
LICD350-1	350-6	3/8	4.8	1.46	2.5	4	32
LICD500-1	500-4	3/8	5.62	1.61	2.79	6	24
LICD600-1	600-4	3/8	5.79	1.77	3.11	5	20
LICD750-1	750-1/0	3/8	7.64	1.97	3.46	2	8



INSULATED DUAL SIDE ENTRY SPLICES

CATALOG	WIRE RANGE	ALLEN HEX	LENGTH	WIDTH	HEIGHT	Box QTY	CTN QTY
LICD2-2	2-14	Slotted or 5/32	1.38	1.63	1.4	16	256
LICD2-3	2-14	Slotted or 5/32	1.93	1.63	1.4	12	192
LICD2-4	2-14	Slotted or 5/32	2.48	1.63	1.4	8	128
LICD2-5	2-14	Slotted or 5/32	3.03	1.63	1.4	7	112
LICD2-6	2-14	Slotted or 5/32	3.58	1.63	1.4	7	112
LICD2-7	2-14	Slotted or 5/32	4.13	1.63	1.4	8	64
LICD2-8	2-14	Slotted or 5/32	4.69	1.63	1.4	8	64
LICD2-9	2-14	Slotted or 5/32	5.24	1.63	1.4	8	64
LICD2-10	2-14	Slotted or 5/32	5.79	1.63	1.4	6	24
LICD2-11	2-14	Slotted or 5/32	6.34	1.63	1.4	6	24
LICD2-12	2-14	Slotted or 5/32	6.89	1.63	1.4	6	24
LICD1/0-2	1/0-14	3/16	1.61	1.75	1.6	18	144
LICD1/0-3	1/0-14	3/16	2.28	1.75	1.6	6	96
LICD1/0-4	1/0-14	3/16	2.95	1.75	1.6	9	72
LICD1/0-5	1/0-14	3/16	3.62	1.75	1.6	9	72
LICD1/0-6	1/0-14	3/16	4.29	1.75	1.6	6	48
LICD1/0-7	1/0-14	3/16	4.96	1.75	1.6	6	48
LICD1/0-8	1/0-14	3/16	5.63	1.75	1.6	2	32
LICD1/0-9	1/0-14	3/16	6.30	1.75	1.6	5	20
LICD1/0-10	1/0-14	3/16	6.97	1.75	1.6	5	20
LICD1/0-11	1/0-14	3/16	7.64	1.75	1.6	5	20
LICD1/0-12	1/0-14	3/16	8.31	1.75	1.6	5	20



* LICD refers to Dual Entry Splices , LICS refers to Single Side Entry Splices



INSULATED MULTI-CABLE

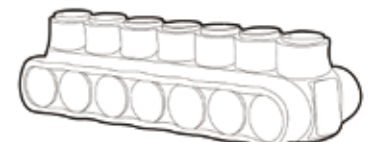

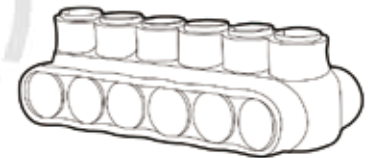
Clear/Black or Any color Insulation
 6061-T6 Aluminum
 Insulated With Rugged High-Dielectric Plastisol Dipped Coating
 Pre-filled With Oxide Inhibitor
 Easy Re-Entry For Changes, Inspection Or Troubleshooting
 Plugs Marked With Connector Max &Min Wire Size For Easy ID
 CU9AL Dual Rated For Use With Copper And/or Aluminum Wire
 One Wire Per Terminal
 Temperature Range Of -49 ° F To 194 ° F (-45°C To 90°C) 600 Volt
 Rated For Use With 90°C Cables
 ANSI C119.4& UL 486B Listed

Dual-Rated
 90°C
 CU9AL
 600V



INSULATED DUAL SIDE ENTRY SPLICES

CATALOG	WIRE RANGE	ALLEN HEX	LENGTH	WIDTH	HEIGHT	Box QTY	CTN QTY
LICD2/0-2	2/0-6	7/32	1.65	1.79	1.63	18	144
LICD2/0-3	2/0-6	7/32	2.32	1.79	1.63	6	96
LICD2/0-4	2/0-6	7/32	2.99	1.79	1.63	9	72
LICD2/0-5	2/0-6	7/32	3.66	1.79	1.63	9	72
LICD2/0-6	2/0-6	7/32	4.33	1.79	1.63	6	48
LICD2/0-7	2/0-6	7/32	5.00	1.79	1.63	6	48
LICD2/0-8	2/0-6	7/32	5.67	1.79	1.63	2	32
LICD2/0-9	2/0-6	7/32	6.34	1.79	1.63	5	20
LICD2/0-10	2/0-6	7/32	7.01	1.79	1.63	5	20
LICD2/0-11	2/0-6	7/32	7.68	1.79	1.63	5	20
LICD2/0-12	2/0-6	7/32	8.35	1.79	1.63	5	20
LICD3/0-2	3/0-6	7/32	1.81	1.97	1.77	6	96
LICD3/0-3	3/0-6	7/32	2.56	1.97	1.77	12	96
LICD3/0-4	3/0-6	7/32	3.31	1.97	1.77	8	64
LICD3/0-5	3/0-6	7/32	4.06	1.97	1.77	2	32
LICD3/0-6	3/0-6	7/32	4.41	1.97	1.77	2	32
LICD3/0-7	3/0-6	7/32	5.16	1.97	1.77	2	32
LICD3/0-8	3/0-6	7/32	5.91	1.97	1.77	4	16
LICD3/0-9	3/0-6	7/32	6.65	1.97	1.77	4	16
LICD3/0-10	3/0-6	7/32	7.40	1.97	1.77	4	16
LICD3/0-11	3/0-6	7/32	8.15	1.97	1.77	4	16
LICD3/0-12	3/0-6	7/32	8.90	1.97	1.77	4	16
LICD250-2	250-6	5/16	2.20	2.38	2.15	6	48
LICD250-3	250-6	5/16	3.11	2.38	2.15	5	40
LICD250-4	250-6	5/16	4.02	2.38	2.15	3	24
LICD250-5	250-6	5/16	4.92	2.38	2.15	3	24
LICD250-6	250-6	5/16	5.83	2.38	2.15	1	9
LICD250-7	250-6	5/16	6.73	2.38	2.15	1	9
LICD250-8	250-6	5/16	7.64	2.38	2.15	1	9
LICD250-9	250-6	5/16	8.54	2.38	2.15	1	9
LICD250-10	250-6	5/16	9.45	2.38	2.15	3	12
LICD250-11	250-6	5/16	10.35	2.38	2.15	3	12
LICD250-12	250-6	5/16	11.26	2.38	2.15	2	8



* LICD refers to Dual Entry Splices , LICS refers to Single Side Entry Splices



INSULATED MULTI-CABLE

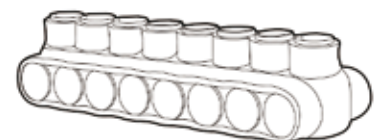
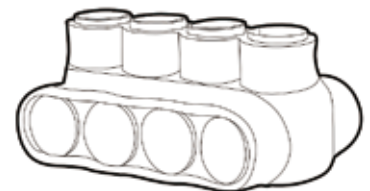
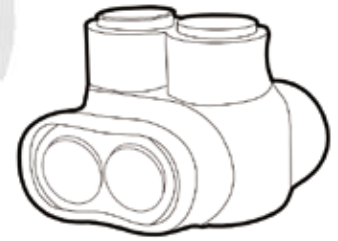
Clear/Black or Any color Insulation
 6061-T6 Aluminum
 Insulated With Rugged High-Dielectric Plastisol Dipped Coating
 Pre-filled With Oxide Inhibitor
 Easy Re-Entry For Changes, Inspection Or Troubleshooting
 Plugs Marked With Connector Max &Min Wire Size For Easy ID
 CU9AL Dual Rated For Use With Copper And/or Aluminum Wire
 One Wire Per Terminal
 Temperature Range Of -49 ° F To 194 ° F (-45°C To 90°C) 600 Volt
 Rated For Use With 90°C Cables
 ANSI C119.4& UL 486B Listed

Dual-Rated
 90°C
 CU9AL
 600V



INSULATED DUAL SIDE ENTRY SPLICES

CATALOG	WIRE RANGE	ALLEN HEX	LENGTH	WIDTH	HEIGHT	Box QTY	CTN QTY
LICD350-2	350-6	3/8	2.48	2.78	2.5	4	32
LICD350-3	350-6	3/8	3.50	2.78	2.5	4	32
LICD350-4	350-6	3/8	4.53	2.78	2.5	2	16
LICD350-5	350-6	3/8	5.55	2.78	2.5	2	16
LICD350-6	350-6	3/8	6.57	2.78	2.5	1	9
LICD350-7	350-6	3/8	7.60	2.78	2.5	1	9
LICD350-8	350-6	3/8	8.62	2.78	2.5	1	9
LICD350-9	350-6	3/8	9.65	2.78	2.5	2	8
LICD350-10	350-6	3/8	10.67	2.78	2.5	2	8
LICD350-11	350-6	3/8	11.69	2.78	2.5	1	4
LICD350-12	350-6	3/8	12.72	2.78	2.5	1	4
LICD500-2	500-4	3/8	2.80	3.03	2.8	6	24
LICD500-3	500-4	3/8	3.98	3.03	2.8	4	16
LICD500-4	500-4	3/8	5.16	3.03	2.8	3	12
LICD500-5	500-4	3/8	6.34	3.03	2.8	2	8
LICD500-6	500-4	3/8	7.52	3.03	2.8	2	8
LICD500-7	500-4	3/8	8.70	3.03	2.8	2	8
LICD500-8	500-4	3/8	9.88	3.03	2.8	1	4
LICD500-9	500-4	3/8	11.06	3.03	2.8	1	4
LICD500-10	500-4	3/8	12.24	3.03	2.8	1	4
LICD500-11	500-4	3/8	13.43	3.03	2.8	1	4
LICD500-12	500-4	3/8	14.61	3.03	2.8	1	4
LICD600-2	600-4	3/8	3.11	3.45	3.03	4	16
LICD600-3	600-4	3/8	4.45	3.45	3.03	3	12
LICD600-4	600-4	3/8	5.79	3.45	3.03	3	12
LICD600-5	600-4	3/8	7.13	3.45	3.03	2	8
LICD600-6	600-4	3/8	8.46	3.45	3.03	2	8
LICD600-7	600-4	3/8	9.80	3.45	3.03	1	4
LICD600-8	600-4	3/8	11.14	3.45	3.03	1	4
LICD600-9	600-4	3/8	12.48	3.45	3.03	1	4
LICD600-10	600-4	3/8	13.82	3.45	3.03	1	4
LICD600-11	600-4	3/8	15.16	3.45	3.03	1	4
LICD600-12	600-4	3/8	16.50	3.45	3.03	1	4



* LICD refers to Dual Entry Splices , LICS refers to Single Side Entry Splices



INSULATED MULTI-CABLE

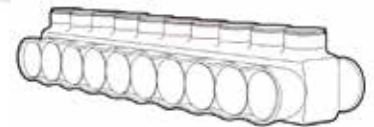
Clear/Black or Any color Insulation
 6061-T6 Aluminum
 Insulated With Rugged High-Dielectric Plastisol Dipped Coating
 Pre-filled With Oxide Inhibitor
 Easy Re-Entry For Changes, Inspection Or Troubleshooting
 Plugs Marked With Connector Max &Min Wire Size For Easy ID
 CU9AL Dual Rated For Use With Copper And/or Aluminum Wire
 One Wire Per Terminal
 Temperature Range Of -49 ° F To 194 ° F (-45°C To 90°C) 600 Volt
 Rated For Use With 90°C Cables
 ANSI C119.4& UL 486B Listed

Dual-Rated
 90°C
 CU9AL
 600V



INSULATED DUAL SIDE ENTRY SPLICES

CATALOG	WIRE RANGE	ALLEN HEX	LENGTH	WIDTH	HEIGHT	Box QTY	CTN QTY
LICD750-2	750-1/0	3/8	3.39	3.54	3.35	4	16
LICD750-3	750-1/0	3/8	4.80	3.54	3.35	3	12
LICD750-4	750-1/0	3/8	6.22	3.54	3.35	2	8
LICD750-5	750-1/0	3/8	7.64	3.54	3.35	2	8
LICD750-6	750-1/0	3/8	9.06	3.54	3.35	1	4
LICD750-7	750-1/0	3/8	10.47	3.54	3.35	1	4
LICD750-8	750-1/0	3/8	11.89	3.54	3.35	1	4
LICD750-9	750-1/0	3/8	13.31	3.54	3.35	1	4
LICD750-10	750-1/0	3/8	14.72	3.54	3.35	1	4
LICD750-11	750-1/0	3/8	16.14	3.54	3.35	1	4
LICD750-12	750-1/0	3/8	17.56	3.54	3.35	1	4



INSULATED OPTIONAL- SIDE ENTRY SPLICES

CATALOG	WIRE RANGE	ALLEN HEX	LENGTH	WIDTH	HEIGHT	Box QTY	CTN QTY
LICS2-1	2-14	Slotted or 5/32	2.44	0.83	1.4	12	192
LICS1/0-1	1/0-14	3/16	2.99	0.94	1.59	18	144
LICS2/0-1	2/0-6	7/32	3.23	0.98	1.63	18	144
LICS3/0-1	3/0-6	7/32	3.43	1.05	1.77	6	96
LICS250-1	250-6	5/16	4.13	1.3	2.14	6	48
LICS350-1	350-6	3/8	4.8	1.46	2.5	4	32
LICS500-1	500-4	3/8	5.62	1.61	2.79	6	24
LICS600-1	600-4	3/8	5.79	1.77	3.11	4	16
LICS750-1	750-1/0	3/8	7.64	1.97	3.46	4	16



* LICD refers to Dual Entry Splices , LICS refers to Single Side Entry Splices



INSULATED MULTI-CABLE

Clear/Black or Any color Insulation
 6061-T6 Aluminum
 Insulated With Rugged High-Dielectric Plastisol Dipped Coating
 Pre-filled With Oxide Inhibitor
 Easy Re-Entry For Changes, Inspection Or Troubleshooting
 Plugs Marked With Connector Max &Min Wire Size For Easy ID
 CU9AL Dual Rated For Use With Copper And/or Aluminum Wire
 One Wire Per Terminal
 Temperature Range Of -49 ° F To 194 ° F (-45°C To 90°C) 600 Volt
 Rated For Use With 90°C Cables
 ANSI C119.4& UL 486B Listed

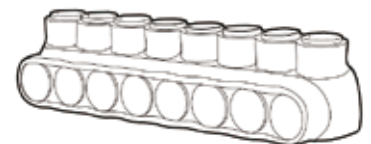
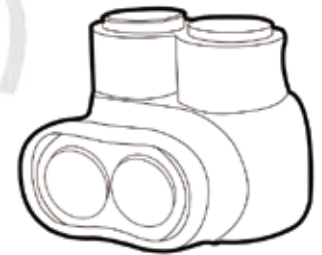
Dual-Rated
 90°C
 CU9AL
 600V



INSULATED SINGLE SIDE ENTRY SPLICES

CATALOG	WIRE RANGE	ALLEN HEX	LENGTH	WIDTH	HEIGHT	Box QTY	CTN QTY
LICS2-2	2-14	Slotted or5/32	1.38	1.63	1.4	16	256
LICS2-3	2-14	Slotted or5/32	1.93	1.63	1.4	12	192
LICS2-4	2-14	Slotted or5/32	2.48	1.63	1.4	8	128
LICS2-5	2-14	Slotted or5/32	3.03	1.63	1.4	7	112
LICS2-6	2-14	Slotted or5/32	3.58	1.63	1.4	7	112
LICS2-7	2-14	Slotted or5/32	4.13	1.63	1.4	8	64
LICS2-8	2-14	Slotted or5/32	4.69	1.63	1.4	8	64
LICS2-9	2-14	Slotted or5/32	5.24	1.63	1.4	8	64
LICS2-10	2-14	Slotted or5/32	5.79	1.63	1.4	6	24
LICS2-11	2-14	Slotted or5/32	6.34	1.63	1.4	6	24
LICS2-12	2-14	Slotted or5/32	6.89	1.63	1.4	6	24
LICS1/0-2	1/0-14	3/16	1.61	1.75	1.6	18	144
LICS1/0-3	1/0-14	3/16	2.28	1.75	1.6	6	96
LICS1/0-4	1/0-14	3/16	2.95	1.75	1.6	9	72
LICS1/0-5	1/0-14	3/16	3.62	1.75	1.6	9	72
LICS1/0-6	1/0-14	3/16	4.29	1.75	1.6	6	48
LICS1/0-7	1/0-14	3/16	4.96	1.75	1.6	6	48
LICS1/0-8	1/0-14	3/16	5.63	1.75	1.6	2	32
LICS1/0-9	1/0-14	3/16	6.30	1.75	1.6	5	20
LICS1/0-10	1/0-14	3/16	6.97	1.75	1.6	5	20
LICS1/0-11	1/0-14	3/16	7.64	1.75	1.6	5	20
LICS1/0-12	1/0-14	3/16	8.31	1.75	1.6	5	20

* LICD refers to Dual Entry Splices , LICS refers to Single Side Entry Splices



INSULATED MULTI-CABLE

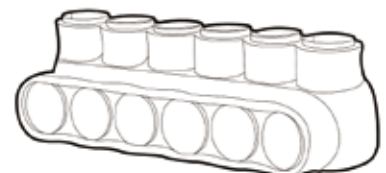

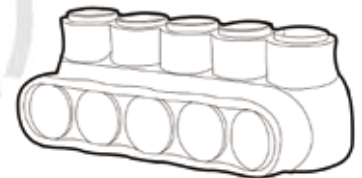
Clear/Black or Any color Insulation
 6061-T6 Aluminum
 Insulated With Rugged High-Dielectric Plastisol Dipped Coating
 Pre-filled With Oxide Inhibitor
 Easy Re-Entry For Changes, Inspection Or Troubleshooting
 Plugs Marked With Connector Max &Min Wire Size For Easy ID
 CU9AL Dual Rated For Use With Copper And/or Aluminum Wire
 One Wire Per Terminal
 Temperature Range Of -49 ° F To 194 ° F (-45°C To 90°C) 600 Volt
 Rated For Use With 90°C Cables
 ANSI C119.4& UL 486B Listed

Dual-Rated
 90°C
 CU9AL
 600V



INSULATED SINGLE SIDE ENTRY SPLICES

CATALOG	WIRE RANGE	ALLEN HEX	LENGTH	WIDTH	HEIGHT	Box QTY	CTN QTY
LICS2/0-2	2/0-6	7/32	1.65	1.79	1.63	18	144
LICS2/0-3	2/0-6	7/32	2.32	1.79	1.63	6	96
LICS2/0-4	2/0-6	7/32	2.99	1.79	1.63	9	72
LICS2/0-5	2/0-6	7/32	3.66	1.79	1.63	9	72
LICS2/0-6	2/0-6	7/32	4.33	1.79	1.63	6	48
LICS2/0-7	2/0-6	7/32	5.00	1.79	1.63	6	48
LICS2/0-8	2/0-6	7/32	5.67	1.79	1.63	2	32
LICS2/0-9	2/0-6	7/32	6.34	1.79	1.63	5	20
LICS2/0-10	2/0-6	7/32	7.01	1.79	1.63	5	20
LICS2/0-11	2/0-6	7/32	7.68	1.79	1.63	5	20
LICS2/0-12	2/0-6	7/32	8.35	1.79	1.63	5	20
LICS3/0-2	3/0-6	7/32	1.81	1.97	1.77	6	96
LICS3/0-3	3/0-6	7/32	2.56	1.97	1.77	12	96
LICS3/0-4	3/0-6	7/32	3.31	1.97	1.77	8	64
LICS3/0-5	3/0-6	7/32	4.06	1.97	1.77	2	32
LICS3/0-6	3/0-6	7/32	4.41	1.97	1.77	2	32
LICS3/0-7	3/0-6	7/32	5.16	1.97	1.77	2	32
LICS3/0-8	3/0-6	7/32	5.91	1.97	1.77	4	16
LICS3/0-9	3/0-6	7/32	6.65	1.97	1.77	4	16
LICS3/0-10	3/0-6	7/32	7.40	1.97	1.77	4	16
LICS3/0-11	3/0-6	7/32	8.15	1.97	1.77	4	16
LICS3/0-12	3/0-6	7/32	8.90	1.97	1.77	4	16
LICS250-2	250-6	5/16	2.20	2.38	2.15	6	48
LICS250-3	250-6	5/16	3.11	2.38	2.15	5	40
LICS250-4	250-6	5/16	4.02	2.38	2.15	3	24
LICS250-5	250-6	5/16	4.92	2.38	2.15	3	24
LICS250-6	250-6	5/16	5.83	2.38	2.15	1	9
LICS250-7	250-6	5/16	6.73	2.38	2.15	1	9
LICS250-8	250-6	5/16	7.64	2.38	2.15	1	9
LICS250-9	250-6	5/16	8.54	2.38	2.15	1	9
LICS250-10	250-6	5/16	9.45	2.38	2.15	3	12
LICS250-11	250-6	5/16	10.35	2.38	2.15	3	12
LICS250-12	250-6	5/16	11.26	2.38	2.15	2	8



* LICD refers to Dual Entry Splices , LICS refers to Single Side Entry Splices



INSULATED MULTI-CABLE

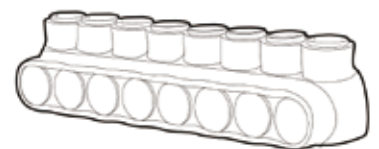
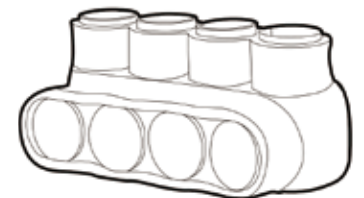
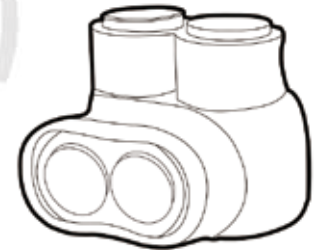
Clear/Black or Any color Insulation
 6061-T6 Aluminum
 Insulated With Rugged High-Dielectric Plastisol Dipped Coating
 Pre-filled With Oxide Inhibitor
 Easy Re-Entry For Changes, Inspection Or Troubleshooting
 Plugs Marked With Connector Max &Min Wire Size For Easy ID
 CU9AL Dual Rated For Use With Copper And/or Aluminum Wire
 One Wire Per Terminal
 Temperature Range Of -49 ° F To 194 ° F (-45°C To 90°C) 600 Volt
 Rated For Use With 90°C Cables
 ANSI C119.4& UL 486B Listed

Dual-Rated
 90°C
 CU9AL
 600V



INSULATED SINGLE SIDE ENTRY SPLICES

CATALOG	WIRE RANGE	ALLEN HEX	LENGTH	WIDTH	HEIGHT	Box QTY	CTN QTY
LICS350-2	350-6	3/8	2.48	2.78	2.5	4	32
LICS350-3	350-6	3/8	3.50	2.78	2.5	4	32
LICS350-4	350-6	3/8	4.53	2.78	2.5	2	16
LICS350-5	350-6	3/8	5.55	2.78	2.5	2	16
LICS350-6	350-6	3/8	6.57	2.78	2.5	1	9
LICS350-7	350-6	3/8	7.60	2.78	2.5	1	9
LICS350-8	350-6	3/8	8.62	2.78	2.5	1	9
LICS350-9	350-6	3/8	9.65	2.78	2.5	2	8
LICS350-10	350-6	3/8	10.67	2.78	2.5	2	8
LICS350-11	350-6	3/8	11.69	2.78	2.5	1	4
LICS350-12	350-6	3/8	12.72	2.78	2.5	1	4
LICS500-2	500-4	3/8	2.80	3.03	2.8	6	24
LICS500-3	500-4	3/8	3.98	3.03	2.8	4	16
LICS500-4	500-4	3/8	5.16	3.03	2.8	3	12
LICS500-5	500-4	3/8	6.34	3.03	2.8	2	8
LICS500-6	500-4	3/8	7.52	3.03	2.8	2	8
LICS500-7	500-4	3/8	8.70	3.03	2.8	2	8
LICS500-8	500-4	3/8	9.88	3.03	2.8	1	4
LICS500-9	500-4	3/8	11.06	3.03	2.8	1	4
LICS500-10	500-4	3/8	12.24	3.03	2.8	1	4
LICS500-11	500-4	3/8	13.43	3.03	2.8	1	4
LICS500-12	500-4	3/8	14.61	3.03	2.8	1	4
LICS600-2	600-4	3/8	3.11	3.45	3.03	4	16
LICS600-3	600-4	3/8	4.45	3.45	3.03	3	12
LICS600-4	600-4	3/8	5.79	3.45	3.03	3	12
LICS600-5	600-4	3/8	7.13	3.45	3.03	2	8
LICS600-6	600-4	3/8	8.46	3.45	3.03	2	8
LICS600-7	600-4	3/8	9.80	3.45	3.03	1	4
LICS600-8	600-4	3/8	11.14	3.45	3.03	1	4
LICS600-9	600-4	3/8	12.48	3.45	3.03	1	4
LICS600-10	600-4	3/8	13.82	3.45	3.03	1	4
LICS600-11	600-4	3/8	15.16	3.45	3.03	1	4
LICS600-12	600-4	3/8	16.50	3.45	3.03	1	4



* LICD refers to Dual Entry Splices , LICS refers to Single Side Entry Splices



INSULATED MULTI-CABLE

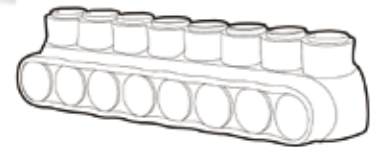
Clear/Black or Any color Insulation
 6061-T6 Aluminum
 Insulated With Rugged High-Dielectric Plastisol Dipped Coating
 Pre-filled With Oxide Inhibitor
 Easy Re-Entry For Changes, Inspection Or Troubleshooting
 Plugs Marked With Connector Max &Min Wire Size For Easy ID
 CU9AL Dual Rated For Use With Copper And/or Aluminum Wire
 One Wire Per Terminal
 Temperature Range Of -49 ° F To 194 ° F (-45°C To 90°C) 600 Volt
 Rated For Use With 90°C Cables
 ANSI C119.4& UL 486B Listed

Dual-Rated
 90°C
 CU9AL
 600V



INSULATED SINGLE SIDE ENTRY SPLICES

CATALOG	WIRE RANGE	ALLEN HEX	LENGTH	WIDTH	HEIGHT	Box QTY	CTN QTY
LICS750-2	750-1/0	3/8	3.39	3.54	3.35	4	16
LICS750-3	750-1/0	3/8	4.80	3.54	3.35	3	12
LICS750-4	750-1/0	3/8	6.22	3.54	3.35	2	8
LICS750-5	750-1/0	3/8	7.64	3.54	3.35	2	8
LICS750-6	750-1/0	3/8	9.06	3.54	3.35	1	4
LICS750-7	750-1/0	3/8	10.47	3.54	3.35	1	4
LICS750-8	750-1/0	3/8	11.89	3.54	3.35	1	4
LICS750-9	750-1/0	3/8	13.31	3.54	3.35	1	4
LICS750-10	750-1/0	3/8	14.72	3.54	3.35	1	4
LICS750-11	750-1/0	3/8	16.14	3.54	3.35	1	4
LICS750-12	750-1/0	3/8	17.56	3.54	3.35	1	4



*LICD refers to Dual Entry Splices, LICS refers to Single Side Entry Splices



CLEAR INSULATED MULTI-CABLE

- Insulated aluminum body eliminates the need for time consuming manual taping, removable plugs provide easy access for installation. Reduce installation time.
- An easy to install, worry-free solution for insulating splices, taps, & terminations in meter centers & other multiple connection applications; one wire per terminal
- Multi-tap feature reduces the space needed for multiple installations
- PVC insulation reduces the likelihood & cost of power outages caused by improper or inconsistent insulated connections done manually in the field
- Clear insulation allows visual confirmation that conductor is properly inserted
- Single piece molded insulation is chemical and abrasion resistant and operates in temperature range of -49°F to 194°F (-45° to 90°C)
- 6061 aluminum dual rated for use with copper and/or aluminum wires
- Pre-filled with oxide inhibitor compound
- ANSI C119.4 & UL 486b listed, Rated 600 volts

Dual-Rated

90°C

CU9AL

600V



INSULATED IN-LINE SPLICES

CATALOG	WIRE RANGE	ALLEN HEX	LENGTH	WIDTH	HEIGHT	Box QTY	CTN QTY
2/0	#14-2/0		2-3/4	7/8	1-3/8		
250	#6-250		4-1/8	1-1/8	2-1/8		
350	#6-350		4-3/4	1-3/8	2-1/2		
500	2/0-500		6-1/2	1-5/8	2-7/8		



INSULATED DUAL SIDE ENTRY SPLICES

CATALOG	WIRE RANGE	ALLEN HEX	LENGTH	WIDTH	HEIGHT	BOX QTY	CTN QTY
4-2	4-14		1.13	1.63	1.31	12	
4-3	4-14		1.56	1.63	1.31	12	
4-4	4-14		2.06	1.63	1.31	6	
4-5	4-14		2.56	1.63	1.31	6	
4-6	4-14		3.06	1.63	1.31	6	
4-8	4-14		4.06	1.63	1.31	4	
2/0-2	2/0-14		1.63	1.75	1.38	6	
2/0-3	2/0-14		2.38	1.75	1.38	6	
2/0-4	2/0-14		3.13	1.75	1.38	6	
2/0-5	2/0-14		3.88	1.75	1.38	4	
2/0-6	2/0-14		4.63	1.75	1.38	4	
2/0-8	2/0-14		6.13	1.75	1.38	3	
250-2	250MCM-6		2.13	2.63	2.13	6	
250-3	250MCM-6		3.13	2.63	2.13	6	
250-4	250MCM-6		4.13	2.63	2.13	6	
250-5	250MCM-6		5.00	2.63	2.13	4	
250-6	250MCM-6		6.00	2.63	2.13	4	
250-8	250MCM-6		8.00	2.63	2.13	3	
350-2	350MCM-10		2.25	3.13	2.50	3	
350-3	350MCM-10		3.25	3.13	2.50	3	
350-4	350MCM-10		4.25	3.13	2.50	3	
350-5	350MCM-10		5.25	3.13	2.50	3	
350-6	350MCM-10		6.25	3.13	2.50	2	
350-8	350MCM-10		8.25	3.13	2.50	2	



CLEAR INSULATED MULTI-CABLE

- Insulated aluminum body eliminates the need for time consuming manual taping, removable plugs provide easy access for installation. Reduce installation time.
- An easy to install, worry-free solution for insulating splices, taps, & terminations in meter centers & other multiple connection applications; one wire per terminal
- Multi-tap feature reduces the space needed for multiple installations
- PVC insulation reduces the likelihood & cost of power outages caused by improper or inconsistent insulated connections done manually in the field
- Clear insulation allows visual confirmation that conductor is properly inserted
- Single piece molded insulation is chemical and abrasion resistant and operates in temperature range of -49°F to 194°F (-45° to 90°C)
- 6061 aluminum dual rated for use with copper and/or aluminum wires
- Pre-filled with oxide inhibitor compound
- ANSI C119.4 & UL 486b listed, Rated 600 volts

Dual-Rated

90°C
CU9AL
600V



INSULATED DUAL SIDE ENTRY SPLICES

CATALOG	WIRE RANGE	ALLEN HEX	LENGTH	WIDTH	HEIGHT	BOX QTY	CTN QTY
500-2	500MCM-6		2.88	3.38	2.75	3	
500-3	500MCM-6		4.13	3.38	2.75	3	
500-4	500MCM-6		5.38	3.38	2.75	3	
500-5	500MCM-6		6.63	3.38	2.75	2	
500-6	500MCM-6		7.88	3.38	2.75	2	
500-8	500MCM-6		10.38	3.38	2.75	2	



INSULATED MULTI-CABLE

Clear/Black or Any color Insulation
 6061-T6 Aluminum
 Insulated With Rugged High-Dielectric Plastisol Dipped Coating
 Pre-filled With Oxide Inhibitor
 Easy Re-Entry For Changes, Inspection Or Troubleshooting
 Plugs Marked With Connector Max &Min Wire Size For Easy ID
 CU9AL Dual Rated For Use With Copper And/or Aluminum Wire
 One Wire Per Terminal
 Temperature Range Of -49 ° F To 194 ° F (-45°C To 90°C) 600 Volt
 Rated For Use With 90°C Cables
 ANSI C119.4& UL 486B Listed

Dual-Rated
 90°C
 CU9AL
 600V



SPARE PLUGS FOR SCREW COVER OR WIRE PORTS

Marked with connector max wire size for easy identification

CATALOG NUMBER	CONN SIZE	CTN QTY	WEIGHT(lbs)	UNIT
LIC #2	#2	500	1.67	CTN
LIC 1/0	1/0	500	1.67	CTN
LIC 2/0	2/0	500	2.5	CTN
LIC 3/0	3/0	500	2.7	CTN
LIC 250	250	500	1.17	CTN
LIC 350	350	100	1.33	CTN
LIC 500	500	100	1.33	CTN
LIC 600	600	100	1.5	CTN
LIC 750	750	100	1.8	CTN
LIC 750-1	750-D-1	100	1.6	CTN



CUSTOM DESIGNED INSULATED CONNECTOR BLOCKS

We can offer custom engineer and fabricate a UL listed insulated block system for your next project. Each connector is made with exact hole size and number for the cable runs being used. You may choose to order a customized version of our X series or add one or more of the options listed below.

The combinations we can create and produce are almost unlimited. Connector size can be up to 20” long also available without insulation. We custom design and machine your connector form your specifications and our engineering and production data.

LICSX2(1/0,2/0,3/0,250,350,500,600,750)-1,2,3,4,5,6,7,8,9,10,11,12(insulated connector single entry &custom design hole size)

LICSMX2(1/0,2/0,3/0,250,350,500,600,750)-1,2,3,4,5,6,7,8,9,10,11,12(insulated connector single entry with mounting hole &custom design hole size)

LICDX2(1/0,2/0,3/0,250,350,500,600,750)-1,2,3,4,5,6,7,8,9,10,11,12(insulated connector dual entry &custom design hole size)

LICDMX2(1/0,2/0,3/0,250,350,500,600,750)-1,2,3,4,5,6,7,8,9,10,11,12(insulated connector dual entry with mounting hole& custom design hole size)

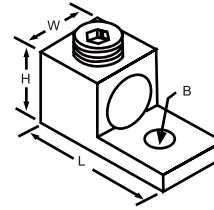


MECHANICAL LUGS- ALUMINUM

Range-taking mechanical set-screw lugs

High strength extruded aluminum alloy

Electro tin plated



Dual-Rated


90°C

CU9AL

600V



CATALOG	FIG	WIRE RANGE	LENGTH	WIDTH	HEIGHT	BOLT	Box QTY
LTAS-4	1	4-14	1.05	0.47	0.78	0.26	100
LTAS-1/0	1	1/0-14	1.50	0.59	1.17	0.26	100
LTAS-3/0	1	3/0-6	2.00	0.80	1.56	0.41	50
LTAS-250	1	250-6	2.20	0.80	1.79	0.41	50
LTA-2	2	2-14	1.16	0.50	0.56	0.27	50
LTA-1/0	2	1/0-14	1.34	0.53	0.69	0.27	50
LTA-2/0	2	2/0-14	1.47	0.56	0.75	0.27	50
LTA-3/0	2	3/0-6	1.87	0.69	0.87	0.25	20
LTA-250	2	250-6	1.94	0.82	1.00	0.33	20
LTA-300	2	300-6	2.00	1.00	1.00	0.25	10
LTA-350	2	350-6	2.12	0.90	1.09	0.41	10
LTA-600	2	600-2	2.75	1.38	1.50	0.41	10
LTA-800	2	800-300	3.25	1.44	1.69	0.66	4
LAU-1/0	3	1/0-14	1.34	1.12	0.69	0.28	10
LAU-250	3	250-6	1.94	1.72	1.00	0.41	10
LAU-350	3	350-6	2.12	1.88	1.09	0.56	10
LAU-600	3	600-2	3.19	2.41	1.56	0.56	4



GROUND BUS BARS

Use to connect multiple ground conductors/lugs in panels

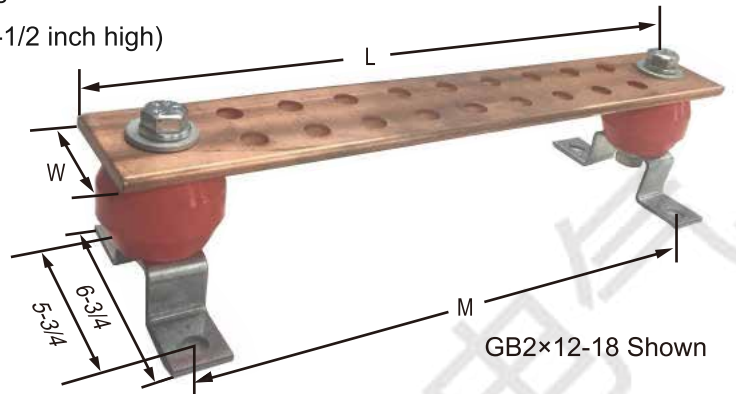
Includes stand-off brackets (1 inch high) and insulators (1-1/2 inch high)

Standoff brackets drilled for 3/8 bolts

Other sizes and lug-mounting patterns also available

Copper bus 1/4-inch thick

Individually packaged

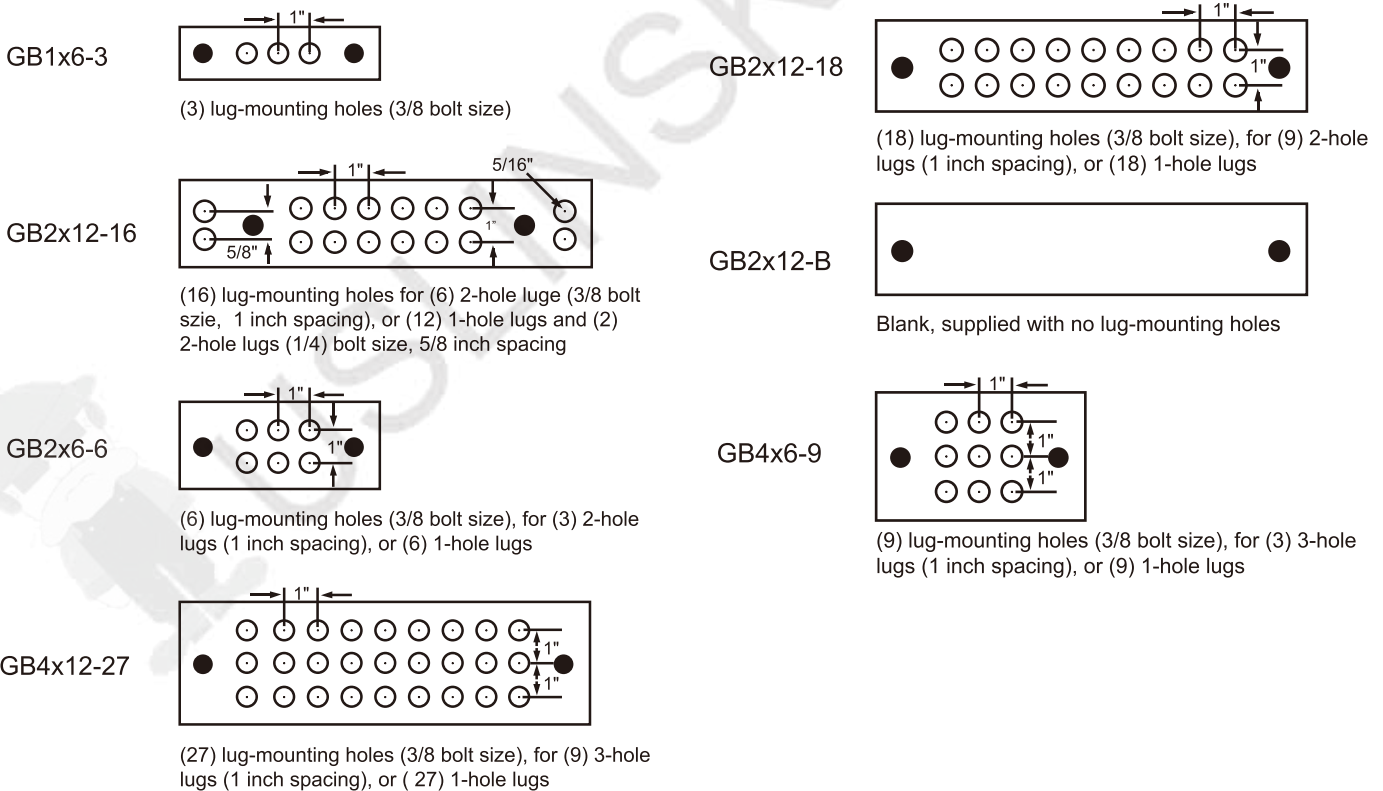


SERIES

CATALOG	DIMENSIONS(IN)			LUG-HOLES PATTERN NO.	EST. SHIPPING	
	W	L	M		WEIGHT(lbs)	UNIT
GB1x6-3	1	6	-	3	2	EA
GB2x12-18	2	12	10-9/16	18	3	EA
GB2x12-16	2	12	-	16	3	EA
GB2x12-B	2	12	10-9/16	0	3	EA
GB2x6-6	2	6	-	6	2	EA
GB4x6-9	4	6	-	9	3	EA
GB4x12-27	4	12	-	27	4	EA

Standard lug-hole patterns

Lug-mounting holes are for 3/8" bolt size (7/16" diameter) unless otherwise noted.



CERTIFICATE OF COMPLIANCE

Certificate Number 20170124-E485202
Report Reference E485202-20170103
Issue Date 2017-JANUARY-24

Issued to: Shanghai Linsky Electrical Co.,Ltd.
No.15 Lane1515 Yuandong Rd,Fengxian District
Shanghai, 201400 CHINA

**This is to certify that
representative samples of**

WIRE CONNECTORS AND SOLDERING LUGS

Listed terminal connectors,
Series LICD2, LICD1/0, LICD2/0, LICD3/0, LICD250,
LICD350, LICD500, LICD600, LICD750, followed by -1 thru
-12, followed by X or blank.
Series LICS2, LICS1/0, LICS2/0, LICS3/0, LICS250,
LICS350, LICS500, LICS600, LICS750, followed by -1 thru
-12, followed by X or blank.
Series LICD2, LICD1/0, LICD2/0, LICD3/0, LICD250,
LICD350, LICD500, LICD600, LICD750, followed by -2 thru
-12, followed by M or MX.
Series LICS2, LICS1/0, LICS2/0, LICS3/0, LICS250,
LICS350, LICS500, LICS600, LICS750, followed by -2 thru
-12, followed by M or MX.

Have been investigated by UL in accordance with the
Standard(s) indicated on this Certificate.

Standard(s) for Safety: UL 486A-486B, Wire Connectors
CSA C22.2 No. 65-13, Wire Connectors

Additional Information: See the UL Online Certifications Directory at
www.ul.com/database for additional information

Only those products bearing the UL Certification Mark should be considered as being covered by UL's
Certification and Follow-Up Service.

Look for the UL Certification Mark on the product.



Bruce Mahrenholz, Director North American Certification Program
UL LLC

Any information and documentation involving UL Mark services are provided on behalf of UL LLC (UL) or any authorized licensee of UL. For questions, please
contact a local UL Customer Service Representative at <http://ul.com/aboutul/locations/>



证书号第 3991287 号



发明专利证书

发明名称：一种绝缘连接器

发明人：郑焕和;汪月霞

专利号：ZL 2016 1 0253501.X

专利申请日：2016 年 04 月 22 日

专利权人：上海灵天电气有限公司

地址：201405 上海市奉贤区金汇镇金钱公路 555 号 8 幢 109 室

授权公告日：2020 年 09 月 18 日 授权公告号：CN 107305978 B

国家知识产权局依照中华人民共和国专利法进行审查，决定授予专利权，颁发发明专利证书并在专利登记簿上予以登记。专利权自授权公告之日起生效。专利权期限为二十年，自申请日起算。

专利证书记载专利权登记时的法律状况。专利权的转移、质押、无效、终止、恢复和专利权人的姓名或名称、国籍、地址变更等事项记载在专利登记簿上。



局长
申长雨

申长雨

2020 年 09 月 18 日

证书号 第 3991287 号

专利权人应当依照专利法及其实施细则规定缴纳年费。本专利的年费应当在每年 04 月 22 日前缴纳。未按照规定缴纳年费的，专利权自应当缴纳年费期满之日起终止。

申请日时本专利记载的申请人、发明人信息如下：

申请人：

上海灵天电气有限公司

发明人：

郑焕和; 汪月霞



SHANGHAI LINSKY ELECTRICAL CO.,LTD

☎ +86-21-67107908

✉ sales@linsky.cn

🌐 www.linsky.cn

📍 Office Add: Room 1002, 2# Building, Phoenix Creativity Valley,
1588# Huhang Highway, Fengxian District, Shanghai, China.
Factory Add: No. 15, Lane 1515, Yuandong Road, Fengxian
District, Shanghai, China.